



*SUPER-COMPACT
MOBILE SCANNER FOR USE
ANYWHERE, ANYTIME*

**imageFORMULA
P-208II**

The smallest and lightest member of the Canon lineup, this ultra-portable mobile scanner comes equipped with ADF, making high-performance scanning possible virtually anywhere.

canon.com.au/business

Canon

*achieve more.
beyond technology.*



TRUE MOBILE SCANNING, WHENEVER AND WHEREVER YOU NEED IT

This scanner is not just for the office. Its lightweight, compact design makes it ideal for use in the home or anywhere you happen to find yourself. Though mobile, it allows one-pass duplex scanning and comes equipped with ADF. What's more, ease of use is enhanced by the new CaptureOnTouch, which makes for even more intuitive operation.

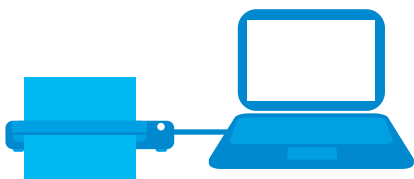
It offers a full range of functions in one compact package.

Outstandingly portable and ADF-equipped

The P-208II now comes equipped with ADF that can hold up to 10 documents. With its compact design, this lightweight scanner — weighing just 600g and measuring 312.5 x 55.5 x 40mm — is small enough to fit neatly into a bag for quick and easy use wherever you go.

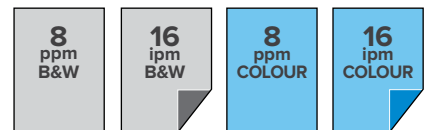
Plug & Scan

There is no need to install any driver software or scanning application on your PC as the pre-installed scanning utility, CaptureOnTouch Lite, provides plug-and-scan capabilities. Simply opening the feed tray turns the scanner on and makes it ready to scan.



High-Quality One-Pass Duplex Scanning

	Simplex (ppm)		Duplex (ipm)	
	B/W, Grayscale	Colour	B/W, Grayscale	Colour
200dpi	8	8	16	16
300dpi	8	6	16	12



USB Powering

For enhanced portability, it now comes loaded with a USB bus power drive that makes scanning possible without an AC/DC adaptor. You can scan wherever and whenever the need arises using a single USB cable that packs away neatly when the job is done.





Bundled Software

Capture OnTouch

CaptureOnTouch

Now more intuitive and more convenient



The TOP screen is laid out panel-style with large icons, allowing more intuitive operation. The items on the setup screen have also been scaled down to give a simple design. Two scanning methods are available to satisfy a variety of needs including adhoc and daily scanning. As well as “Standard Scanning” where scanning mode and output mode can be separately configured, there is “Scanning Shortcut” where the specific scanning mode and output method are preconfigured, allowing one-click operation. It’s also possible to edit scanned images, eliminating the need to redo a scan if the scanned data differs from the image that you want to save. What’s more, you can scan to up to three outputs concurrently.

Capture OnTouch Lite


CaptureOnTouch Lite



As this is preinstalled, plug-and-scan is now available without having to install any driver software. Employing the same panel-style GUI as CaptureOnTouch, CaptureOnTouch Lite offers editing capability and intuitively understands what is required. What’s more, the standard functions of CaptureOnTouch can be used in exactly the same way for a trouble-free scanning experience. Additional plug-ins can also be used to support various outputs.

Enhanced Cloud Connectivity

Connection to cloud-based services is now even more comprehensive. In addition to Evernote, SharePoint and Google Drive, scanning destinations have been expanded to include SugarSync, OneDrive and Dropbox.



Variety of image processing options for precise and accurate reproduction

Full Auto Mode

A Full Auto Mode is available with the colour mode, page size, resolution, and text orientation automatically determined based on the contents of the document. This mode allows you to scan documents that contain pages of varying type under conditions that best suit each type. The mode also includes the Skip Blank Page function for efficient scanning of only the necessary pages.

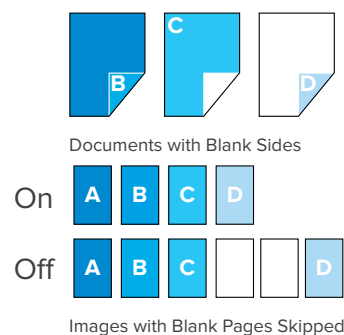
Auto Colour Detection

This function automatically determines which documents of a mixed batch should be saved in colour, grayscale or B&W, so it’s no longer necessary to separate B&W and colour documents prior to scanning.

Picture Mode

Use the picture scanning mode to reproduce gradation in colour more accurately in scanned image.

Skip Blank Page



Auto Size Detection



Deskew



Specifications

Type	Desktop sheet-fed scanner
Document Feeding	Automatic sheet feeding
Document Size	Plain Paper: Width: 50.8 to 216 mm Length: 70 to 356 mm Postcard: Width: 88.9 to 108 mm Length: 127 to 152.4 mm Business Card: Width: 49 to 55 mm Length: 85 to 91 mm Card: 54 mm x 86 mm (ISO/IEC standard)
Document Thickness and Weight	Plain Paper: 0.06 to 0.22 mm, 52 to 209 g/m ² Postcard: 0.15 to 0.4 mm, 128 to 300 g/m ² Business Card: 0.15 to 0.45 mm, 128 to 380 g/m ² Card: 0.76 mm or less. Up to 1.4 mm for embossed cards (ISO/IEC standard)
Scanning Sensor	Contact image sensor
Light Source	LED
Scanning Side	Simplex / Duplex
Scanning Modes	Black and White, 256-level Grayscale, Advanced Text Enhancement II, 24-bit Colour
Scanning Resolutions	150 x 150 dpi, 200 x 200 dpi, 300 x 300 dpi, 400 x 400 dpi, 600 x 600 dpi
Scanning Speed (A4/LTR) ^{1,2}	B&W/Grayscale: 200 dpi/300 dpi: 8 ppm (Simplex), 16 ipm (Duplex) Colour: 200 dpi: 8 ppm (Simplex), 16 ipm (Duplex) 300 dpi: 6 ppm (Simplex), 12 ipm (Duplex)
Interface	Hi-Speed USB 2.0

Scanner Driver / Software	Windows: ISIS/TWAIN Driver, CaptureOnTouch, CaptureOnTouch Lite (Built-in), Presto! BizCard, Evernote Mac: TWAIN Driver, CaptureOnTouch, CaptureOnTouch Lite (Built-in), Presto! BizCard, Evernote ³
Dimensions (W x D x H)	Feed Tray Closed: 312.5 x 56.5 x 40 mm Feed Tray Open: 312.5 x 89.5 x 40 mm
Weight	Approximately 600 g (1.3 lb)
Power supply	Supply from USB (500mA)
Power consumption	When connecting with USB cable: 2.5 W or less Sleep mode: 1.5 W or less Power OFF: 0.1 W or less
Operating environment	Temperature: 10°C to 32.5°C Humidity: 25% to 80% RH
Options / Consumables	WU10, Carrying Case, Separation Pad

- 1) Scanning speed may vary depending on PC environment, scanner settings, and other factors.
- 2) When scanning in duplex mode using only USB 2.0 bus power, power consumption on the scanner may fluctuate depending on the type of document being scanned and the processing load on the scanner. In such cases, the scanning speed may vary.
- 3) Installed via Internet connection.

Specifications are subject to change without notice.

Microsoft, Windows and SharePoint are registered trademarks of Microsoft Corporation in the United States and other countries.

Apple and OS X are registered trademarks of Apple Inc. in the United States and other countries.

ENERGY STAR and the ENERGY STAR mark are registered U.S. trademarks.

Other product and company names herein may be the trademarks of their respective owners.



Other software

Presto! BizCard

Presto! BizCard lets you scan business cards to convert and organise important contact information into a searchable database.



Evernote is a cloud based data management application. The CaptureOnTouch software comes equipped with an option to send and store data (scanned images, photos, memos, etc.) to the Evernote server.

CaptureOnTouch Mobile

CaptureOnTouch Mobile is scanning software for smartphones and tablets that can be used when a WU10 optional wireless unit is connected to the scanner. Using this software, you can easily scan images from a wirelessly connected scanner, and then upload them to a cloud service. Available through App Store and Google Play.



Canon COTM

Optional Wi-Fi unit

The WU10 unit's built-in battery allows you to use the scanner in locations where there is no power source. In addition, the Wi-Fi connection that comes with the unit enables scanning using a smartphone or tablet rather than a PC. IEEE 802.11b/g/n (2.4GHz) compatible.



canon.com.au/business

Follow us on Twitter @CanonBusinessAU

1800 444 199

2937-v1-07/14

achieve more.
beyond technology.